

# MONTHLY LABOUR MARKET UPDATE

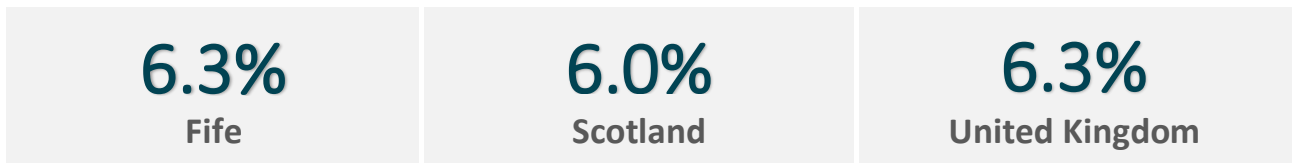
## November 2020

This is a monthly update of the performance of the Fife labour market produced by Fife Council on behalf of the Fife Economy Partnership.

Please note the Office for National Statistics (ONS) still classifies the Claimant Count figures as experimental statistics. Care should therefore be taken when analysing and interpreting them.

### CLAIMANT RATE (November 2020)

*% of working age (16-64) residents claiming Jobseeker's Allowance or Universal Credit*

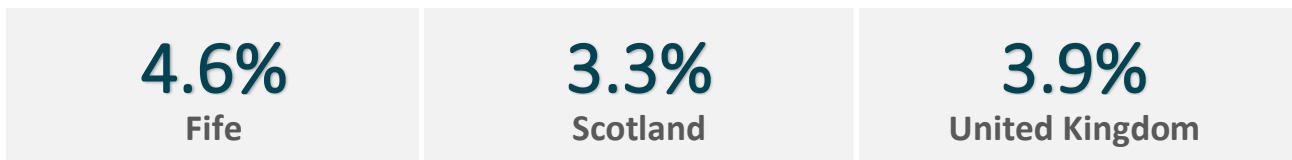


Source: ONS Claimant Count

Fife's claimant rate increased by 0.1 percentage points between October and November but was 2.6 percentage points higher than the rate for the same month the previous year (3.7%). Prior to the introduction of coronavirus lockdown measures, Fife's claimant rate had been fairly static (Figure 3.1).

### UNEMPLOYMENT RATE (Jul 2019 - Jun 2020)

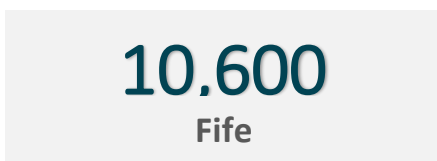
*% aged over 16 who are out of work*



Source: ONS Annual Population Survey

The latest figures for Fife's **unemployment rate** are for the period Jul 2019 to Jun 2020. During this period, Fife's unemployment rate decreased by 0.2 percentage points compared with the previous period (Apr 2019 to March 2020) and increased by 0.1 for the same period the previous year (Jul 2018 – Jun 2019).

### NUMBER OF EMPLOYEES FURLOUGHED (as of 31 October 2020)



Source: HMRC

10,600 employees in Fife were furloughed through the UK Government's Coronavirus Job Retention Scheme as of 31<sup>st</sup> October. In addition, 8,900 people have claimed for support from the Self-Employment Income Support Scheme up to 30 October 2020, 67% of those eligible to claim.

## PROFILE OF FIFE CLAIMANTS

### 2.1 Breakdown of Fife's Total Claimants

November 2020	Claimant Rate	Claimant Count	Claimant Count - monthly change
People searching for work on Universal Credit	5.6%	12,921	+74
Jobseeker's Allowance claimants	0.7%	1,613	-50

Source: Department for Work & Pensions; ONS Jobseeker's Allowance

### 2.2 Breakdown by Age & Gender

November 2020	Claimant Rate	Claimant Count	Claimant Count - monthly change
16-24 year olds claiming benefits	7.4%	2,960	-125
25-49 year olds claiming benefits	7.3%	8,160	130
50+ year olds claiming benefits	4.2%	3,380	20
Male claimants	7.8%	8,820	-25
Female claimants	4.8%	5,685	50

Source: ONS Claimant Count

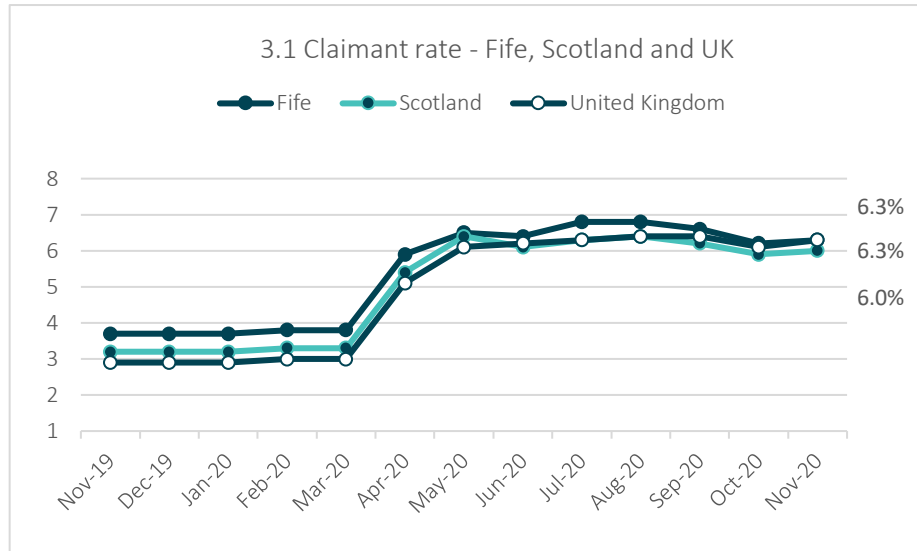
### 2.3 Area Committee Summary (November 2020)

*In this area summary, a monthly change is given for both the claimant count and rate. For the claimant rate, the change represents the difference in percentage points between this month's claimant rate and last month's rate. NB all data are rounded to the nearest 5 and may not precisely add to the sum of the number of people claiming JSA, published on Nomis, and the number of people claiming Universal Credit required to seek work, published by DWP, due to independent rounding.*

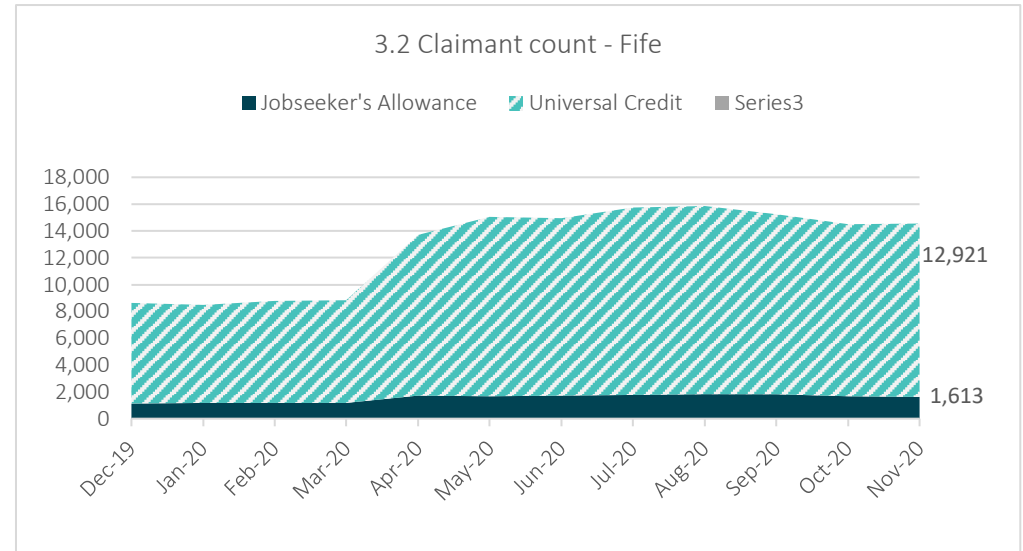
November 2020	Claimant Rate	Monthly change	Claimant Count	Monthly change	Female	Male
City of Dunfermline	5.9%		2,100	-55	865	1,240
Cowdenbeath	8.1%	0.1	2,115	+5	825	1,285
Glenrothes	6.0%	-	1,850	-25	755	1,095
Kirkcaldy	8.6%	-	3,150	-50	1,220	1,930
Levenmouth	8.7%	-	1,970	-35	695	1,275
North East Fife	3.4%	-0.1	1,575	-90	600	975
South & West Fife	5.3%	-	1,635	-25	680	955

Source: ONS Claimant Count

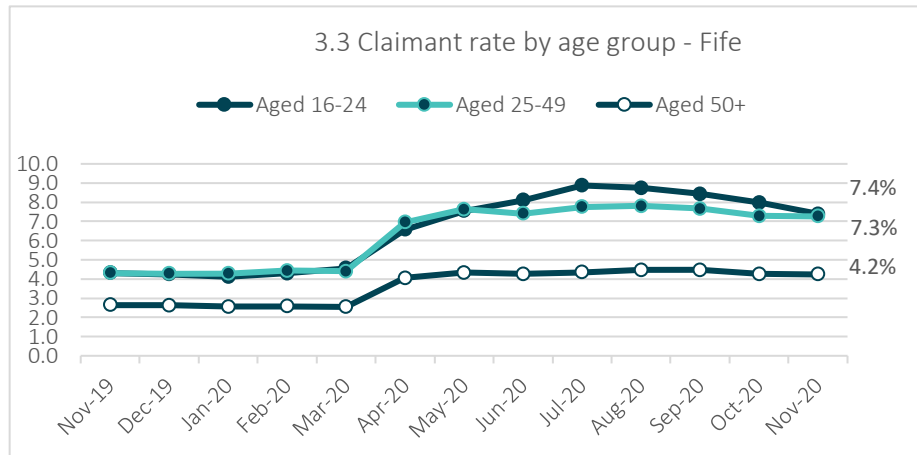
## BREAKDOWN & COMPARISONS OF KEY INDICATORS



Source: ONS Claimant Count



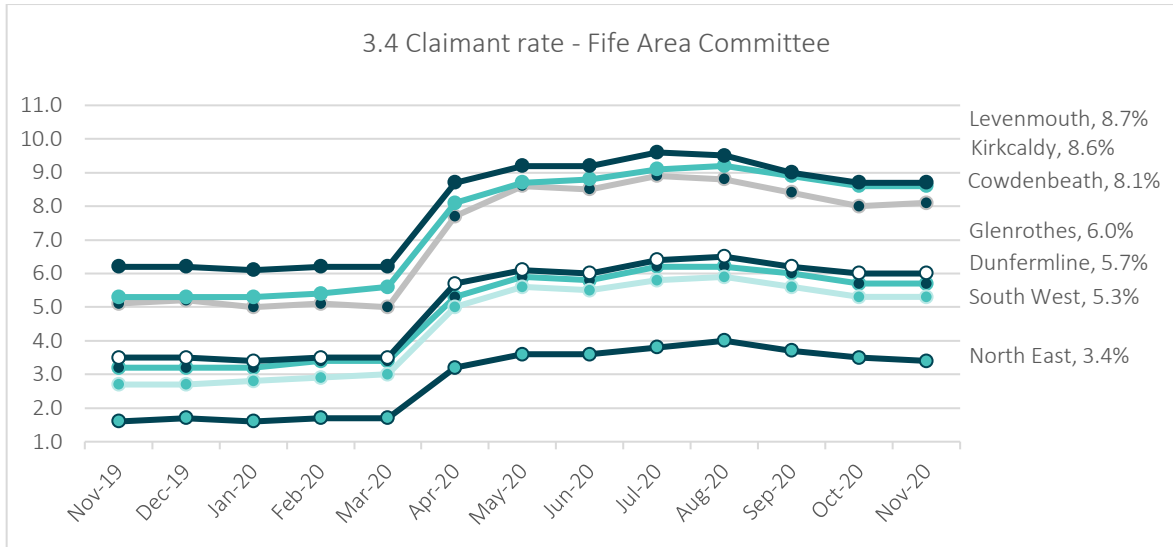
Source: ONS Jobseeker's Allowance; Department for Work and Pensions



Source: ONS Claimant Count

The number of people **claiming Universal Credit** increased by 74 or 0.6% compared with the previous month, though there were 5,509 or 74.3% more claimants than in November 2019. The **number of JSA claimants** decreased by 50 people or 3.-%.

The **16-24 year-old age group** saw the **proportionally highest monthly decrease** in claimants – with 4.1% fewer people claiming than in October. This **16-24 year-old age group** still has the **highest claimant rate**, however its rate decreased from 7.7% in October to 7.4%. (Table 2.2 and Figure 3.3). The **male claimant rate (7.8%)** remains significantly higher than the female rate (4.8%) (Table 2.2).

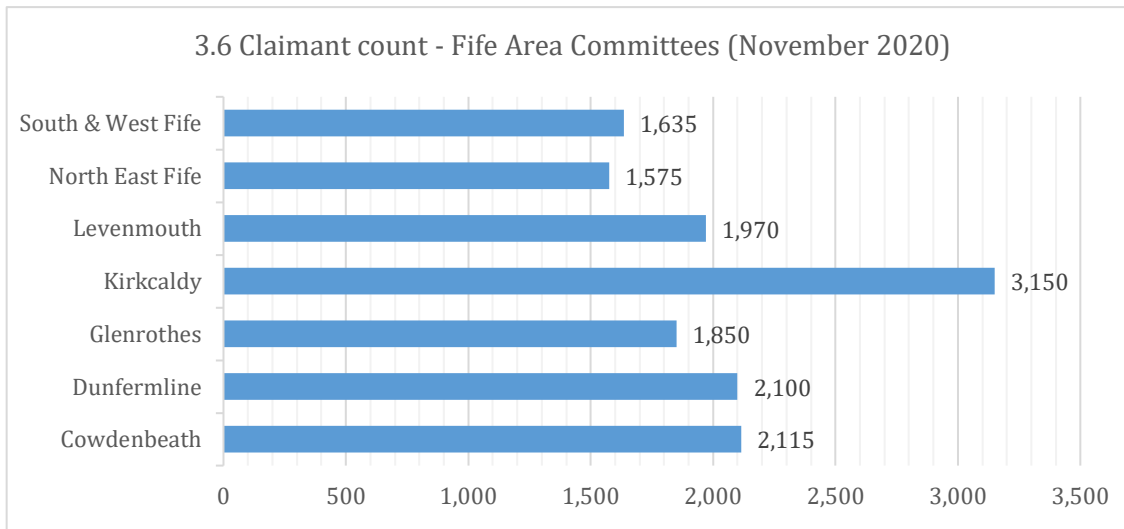


Source: ONS Claimant Count

### 3.5 Claimant Rate by Ward (November 2020)

HIGHEST	
Buckhaven, Methil and Wemyss Villages	11.0%
Kirkcaldy Central	10.9%
Kirkcaldy East	10.6%
LOWEST	
Howe of Fife and Tay Coast	4.5%
Tay Bridgehead	3.3%
St Andrews	1.6%

Source: ONS Claimant Count



Source: ONS Claimant Count

**Cowdenbeath** saw the only decrease in claimant rates between October and November, with the rates increasing by 0.1 percentage points.

The **highest monthly decrease in the number of claimants was seen in North East Fife (-90 people each)**. North East Fife also saw the highest proportionate decrease in claimant numbers (-5.4%).

### 3.7 Edinburgh & South East Scotland City Region



Claimant Rate by Local Authority

	Oct 2020	Nov 2020	Monthly change		Annual change	
Fife	6.2%	6.3%	+0.1	↑	+2.6	↑
East Lothian	4.9%	5.0%	+0.1	↑	+2.3	↑
City of Edinburgh	4.8%	5.0%	+0.2	↑	+3.1	↑
Midlothian	5.0%	5.2%	+0.2	↑	+2.7	↑
Scottish Borders	5.1%	5.2%	+0.1	↑	+2.5	↑
West Lothian	5.3%	5.5%	+0.2	↑	+2.7	↑

Source: ONS Claimant Count

As in previous months, Fife’s claimant rate (6.3%) was higher than both City Region averages – Edinburgh & South East Scotland (5.4%) and Tay Cities (5.2%) and the second highest in both regions after Dundee (7.1%).

As part of the [Edinburgh & South East Scotland City Region Deal](#), the Scottish and UK Governments will invest £25 million in Employability and Skills. In April, a job matching service – [the COVID-19 Job Support website](#) – was launched for the city region.

The [Tay Cities Deal](#) The newly-signed Tay Cities Region Deal is expected to leverage around £700m of investment and secure over 6,000 new job opportunities.

### 3.8 Tay Cities Region



Claimant Rate by Local Authority

	Oct 2020	Nov 2020	Monthly change		Annual change	
Angus	5.4%	5.5%	+0.1	↑	+2.5	↑
Dundee	7.2%	7.1%	-0.1	↓	+2.5	↑
North East Fife	3.6%	3.4%	-0.2	↓	+1.8	↑
Perth & Kinross	4.7%	4.6%	-0.1	↓	+2.6	↑

The Tay Cities Region captures North East Fife only, and the Edinburgh & South East Scotland City Region covers an area in the South and West of Fife (illustrated in maps 3.7 and 3.8).

NB Care should be taken when comparing these geographies

## UNIVERSAL CREDIT

The claimant count is based on [experimental](#) figures calculated by the Department for Work and Pensions and the Office for National Statistics (ONS). It is measured by the number of people claiming Jobseeker's Allowance plus experimental data on the number of people on Universal Credit who are required to search for work.

Universal Credit replaces six existing legacy benefits and tax credits (including Jobseeker's Allowance and Income-related Employment and Support Allowance) and was fully introduced in Fife on 6 January 2017 after initially going live in the region in April 2016. During this period, before it was fully rolled out, Universal Credit in Fife was limited to claims which were relatively simple, whereas more complex claimants were likely to remain or be added to Jobseeker's Allowance. The introduction of Universal Credit has resulted in fluctuations in the claimant count and inconsistencies in the coverage of the claimant count across the UK due to different speeds of the roll out.

Areas across the UK that are operating full service have seen a marked increase in their claimant count. Universal Credit requires more people to look for work than was the case for legacy benefits; new claimants who are waiting on or appealing Work Capability Assessments are also required to look for work.

Due to inconsistencies, the claimant count has been re-classified by the ONS as experimental statistics. This status is likely to continue until the roll out of Universal Credit is completed - expected in 2022. Please note that care should therefore be taken when analysing and interpreting the figures.

Universal Credit statistics supplied by the Department for Work and Pensions are provisional on their date of release and may be subject to revision.

More information on Universal Credit can be found [here](#).

## STATISTICS & ECONOMIC INFORMATION


Keep up to date with the latest Fife economic information and statistics. Visit...



For further information about the contents of this publication, or to request any bespoke economic information, please contact:

Thomas Kane  
Fife Council - Economy, Planning & Employability  
Services  
Tel: 03451 55 55 55 extension 44 50 70  
Email: [thomas.kane@fife.gov.uk](mailto:thomas.kane@fife.gov.uk)

Alison Laughlin  
Fife Council – Economy, Planning & Employability  
Services  
Tel: 03451 55 55 55 extension 44 22 78  
Email: [Alison.Laughlin@fife.gov.uk](mailto:Alison.Laughlin@fife.gov.uk)

Visit the [Fife Economy Partnership](#) website for more information. Follow us on Twitter [@FifeEconPship](#) 

Fife Council, having made reasonable enquiries, believes that the information contained within this publication was accurate at 17 December 2020. Fife Council is acting as a distributor of content (not publisher) supplied by third parties. Opinions expressed are those of the authors and do not represent the opinions of Fife Council. Fife Council cannot and does not warrant the veracity of the information and excludes any liability for any party's reliance on the information contained herein. Fife Council is not responsible for the content of external internet sites.