

MONTHLY LABOUR MARKET UPDATE

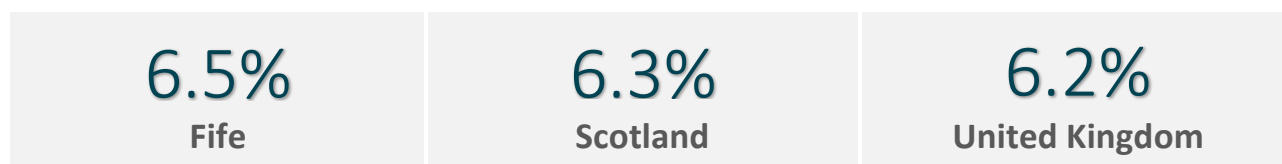
June 2020

This is a monthly update of the performance of the Fife labour market produced by Fife Council on behalf of the Fife Economy Partnership.

Please note the Office for National Statistics (ONS) still classifies the Claimant Count figures as experimental statistics. Care should therefore be taken when analysing and interpreting them.

CLAIMANT RATE (June 2020)

% of working age (16-64) residents claiming Jobseeker's Allowance or Universal Credit

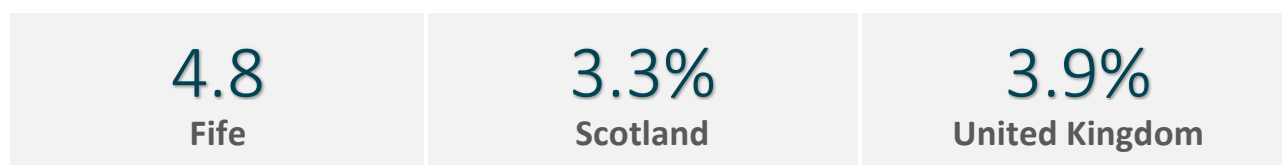


Source: ONS Claimant Count

Fife's claimant rate has stayed the same for a second month, however there was a significant increase in April 2020 when it rose to 5.9% from 3.8% in March. Fife's June 2020 rate is 2.7 percentage points higher than the rate for the same month the previous year. Prior to the introduction of coronavirus lockdown measures, Fife's claimant rate had been fairly static (Figure 3.1).

UNEMPLOYMENT RATE (April 2019 - Mar 2020)

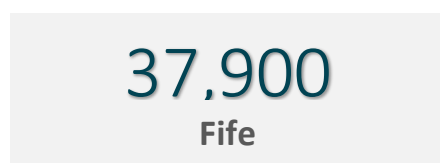
% aged over 16 who are out of work



Source: ONS Labour Force Survey

The estimated unemployment rate in Scotland was 0.7 percentage points higher than the previous year (Apr 19 to Mar 20), and 0.5 percentage points increased in Fife on the same year (April 18 to Mar 19).

NUMBER OF EMPLOYEES FURLOUGHED (as of 31 May 2020)





Source: HMRC

37,900 employees in Fife have been furloughed through the UK Government's Coronavirus Job Retention Scheme. In addition, 9,200 people have claimed for support from the Self-Employment Income Support Scheme, 70% of those eligible to claim.






PROFILE OF FIFE CLAIMANTS

2.1 Breakdown of Fife's Total Claimants

June 2020	Claimant Rate	Claimant Count	Claimant Count - monthly change
People searching for work on Universal Credit	5.8%	13,383	-6 
Jobseeker's Allowance claimants	0.7%	1,738	+57 

Source: Department for Work & Pensions; ONS Jobseeker's Allowance















2.2 Breakdown by Age & Gender

June 2020	Claimant Rate	Claimant Count	Claimant Count - monthly change
16-24 year olds claiming benefits	8.1%	3,260	+240 
25-49 year olds claiming benefits	7.5%	8,425	-155 
50+ year olds claiming benefits	4.3%	3,420	-30 
Male claimants	8.4%	9,430	-45 
Female claimants	4.7%	5,670	+95 

Source: ONS Claimant Count

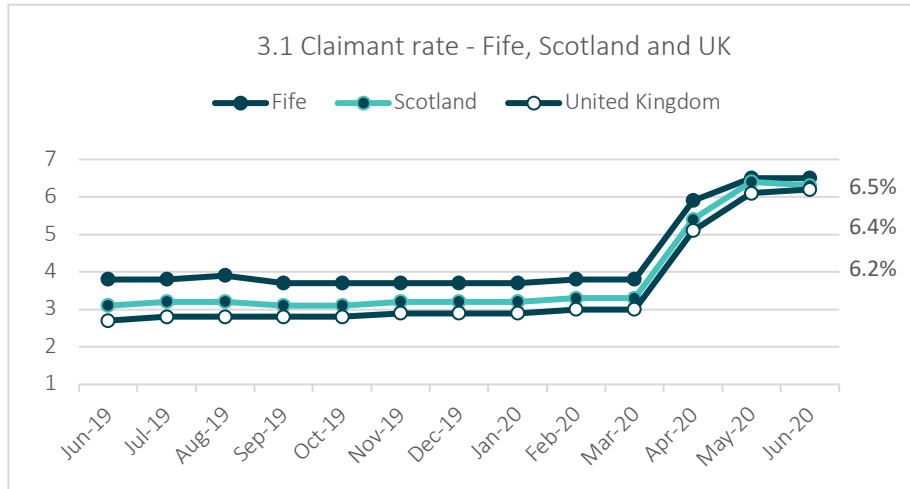
2.3 Area Committee Summary (June 2020)

In this area summary, a monthly change is given for both the claimant count and rate. For the claimant rate, the change represents the difference in percentage points between this month's claimant rate and last month's rate. NB all data are rounded to the nearest 5 and may not precisely add to the sum of the number of people claiming JSA, published on Nomis, and the number of people claiming Universal Credit required to seek work, published by DWP, due to independent rounding.

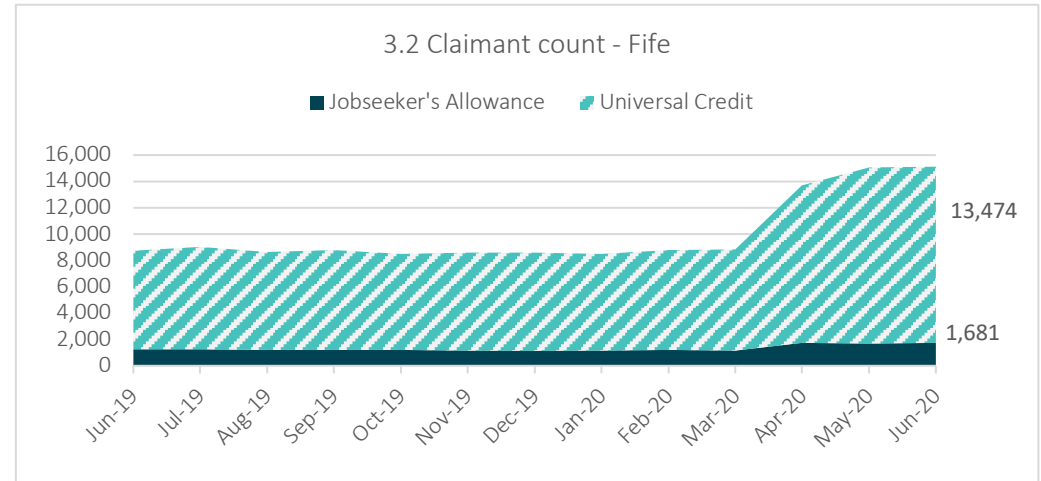
June 2020	Claimant Rate	Monthly change	Claimant Count	Monthly change	Female	Male
Cowdenbeath	8.6%	- 	2,220	+20 	795	1,410
City of Dunfermline	5.9%	- 	2,155	- 	815	1,360
Glenrothes	6.0%	-0.1 	1,860	-35 	715	1,190
Kirkcaldy	8.9%	+0.2 	3,265	+60 	1,200	2,020
Levenmouth	9.2%	- 	2,090	-5 	745	1,355
North East Fife	3.6%	- 	1,675	+30 	615	1,045
South & West Fife	5.6%	- 	1,730	-20 	690	1,070

Source: ONS Claimant Count

BREAKDOWN & COMPARISONS OF KEY INDICATORS

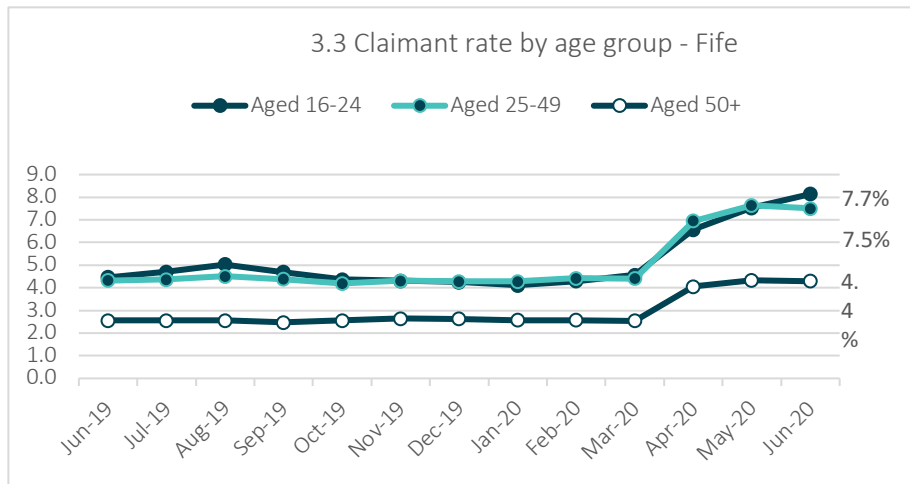


Source: ONS Claimant Count



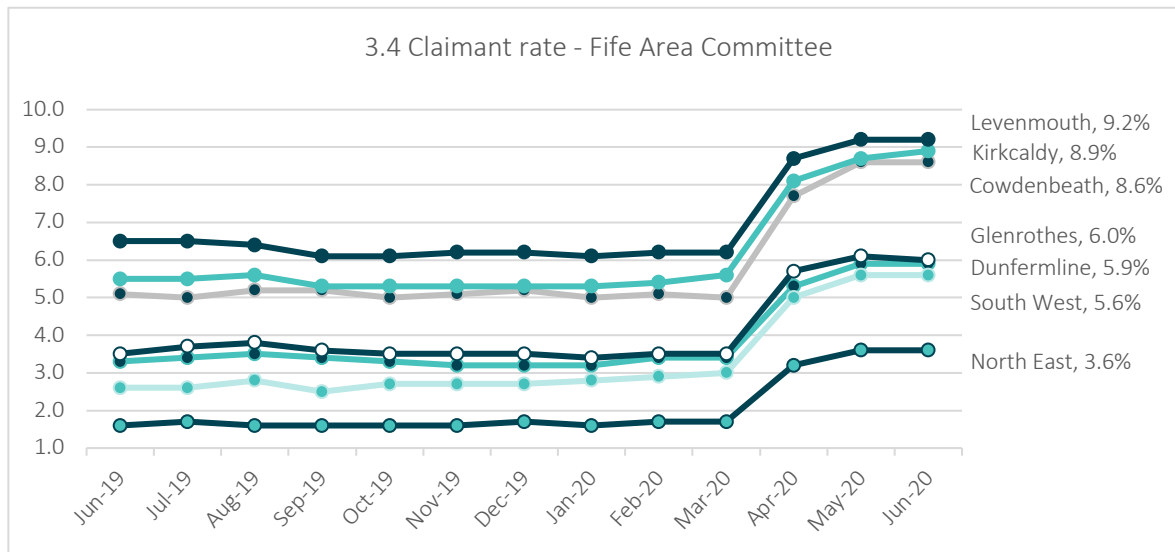
Source: ONS Jobseeker's Allowance; Department for Work and Pensions

Source: ONS Claimant Count



The number of people **claiming Universal Credit** increased by XXX or by 12.4% compared with the previous month and by 5,817 or 76% compared with March. The **number of JSA claimants** increased slightly by 57 people or 3%, but was still 572 people or 49% higher than in March. (Table 2.1 and Figure 3.2). The **16-24-year-old age group** saw the **proportionally highest monthly increase** in claimants – 0.6% points more than May.

The **male claimant rate (8.4%)** is now significantly higher than the female rate (4.7%) (Table 2.2).



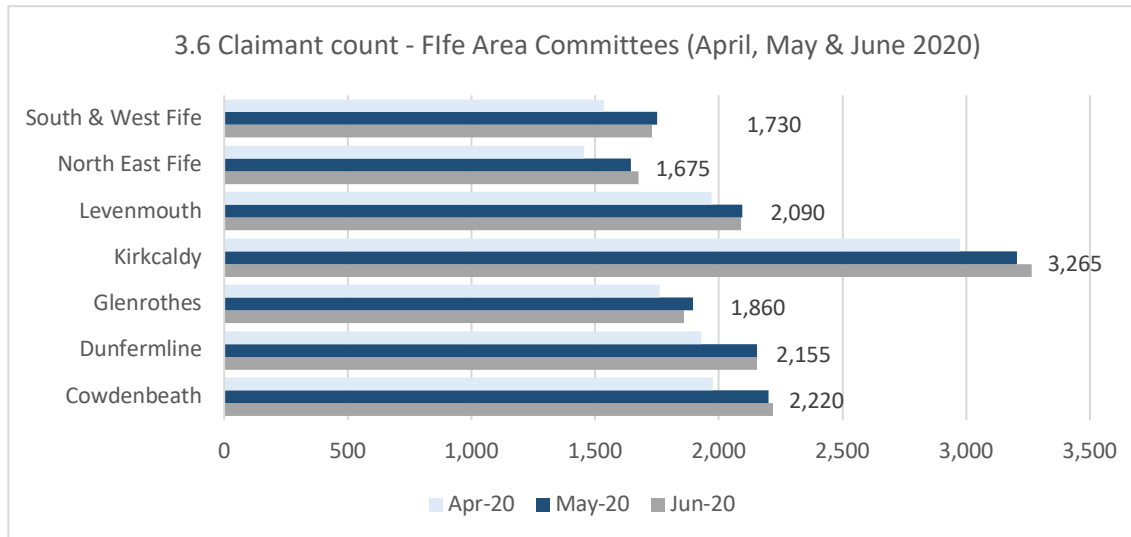
3.5 Claimant Rate by Ward (June 2020)

HIGHEST	
Buckhaven, Methil and Wemyss Villages	11.5%
Kirkcaldy Central	11.1%
Kirkcaldy East	10.8%
LOWEST	
Howe of Fife and Tay Coast	4.5%
Tay Bridgehead	3.7%
St Andrews	1.7%

Source: ONS Claimant Count

The areas of Fife with the highest levels of claimants - **Kirkcaldy, Levenmouth and Cowdenbeath** - all saw the largest increases in claimant rates between April and June.

Whilst the **highest increase in the number of claimants was seen in Kirkcaldy** between April and June (**+290 people**), the highest proportionate increases in claimant numbers since March were in North East Fife (where the number of claimants more than doubled) and South & West Fife (where numbers increased by 92%).



Source: ONS Claimant Count

3.7 Edinburgh & South East Scotland City Region

Claimant Rate by Local Authority



	Apr 2020	May 2020	Jun 2020	May-June change		Apr-June change	
Fife	5.9%	6.5%	6.5%	-	▬	+2.7	↑
East Lothian	4.9%	5.7%	5.4%	-0.3	↓	+2.8	↑
City of Edinburgh	3.9%	4.9%	4.9%	-	▬	+2.9	↑
Midlothian	4.8%	5.6%	5.4%	-0.2	↓	+2.8	↑
Scottish Borders	4.9%	5.5%	5.3%	-0.2	↓	+2.5	↑
West Lothian	4.8%	5.7%	5.5%	-0.2	↓	+2.5	↑

Source: ONS Claimant Count

As in previous months, **Fife’s claimant rate (6.5%) was higher than both City Region averages** – Edinburgh & South East Scotland (5.3%) and Tay Cities (5.3%) **and the second highest in both regions** after Dundee (7.3%).

Edinburgh had the highest increase in its claimant rate between May and June; **East Lothian** and **Midlothian** also saw high increases between Apr and June. **NE Fife** remained the same between May and June.

As part of the [Edinburgh & South East Scotland City Region Deal](#), the Scottish and UK Governments will invest £25 million in Employability and Skills. In April, a job matching service – [the COVID-19 Job Support website](#) – was launched for the city region.

The [Tay Cities Deal](#) sets out the need for a transformational skills programme to address a number of issues relating to inclusivity across the Tay Cities Region.

The Tay Cities Region captures North East Fife only, and the Edinburgh & South East Scotland City Region covers an area in the South and West of Fife (illustrated in maps 3.7 and 3.8).

NB Care should be taken when comparing these geographies

3.8 Tay Cities Region

Claimant Rate by Local Authority



	Apr 2020	May 2020	Jun 2020	May-June change		Apr-June change	
Angus	4.7%	5.4%	5.5%	+0.1	↑	+2.6	↑
Dundee	6.5%	7.2%	7.3%	+0.1	↑	+2.8	↑
North East Fife	3.2%	3.6%	3.6%	-	▬	+1.9	↑
Perth & Kinross	3.9%	4.7%	4.8%	+0.1	↑	+2.8	↑

Source: ONS Claimant Count

UNIVERSAL CREDIT

The claimant count is based on [experimental](#) figures calculated by the Department for Work and Pensions and the Office for National Statistics (ONS). It is measured by the number of people claiming Jobseeker's Allowance plus experimental data on the number of people on Universal Credit who are required to search for work.

Universal Credit replaces six existing legacy benefits and tax credits (including Jobseeker's Allowance and Income-related Employment and Support Allowance) and was fully introduced in Fife on 6 January 2017 after initially going live in the region in April 2016. During this period, before it was fully rolled out, Universal Credit in Fife was limited to claims which were relatively simple, whereas more complex claimants were likely to remain or be added to Jobseeker's Allowance. The introduction of Universal Credit has resulted in fluctuations in the claimant count and inconsistencies in the coverage of the claimant count across the UK due to different speeds of the roll out.

Areas across the UK that are operating full service have seen a marked increase in their claimant count. Universal Credit requires more people to look for work than was the case for legacy benefits; new claimants who are waiting on or appealing Work Capability Assessments are also required to look for work.

Due to inconsistencies, the claimant count has been re-classified by the ONS as experimental statistics. This status is likely to continue until the roll out of Universal Credit is completed - expected in 2022. Please note that care should therefore be taken when analysing and interpreting the figures.

Universal Credit statistics supplied by the Department for Work and Pensions are provisional on their date of release and may be subject to revision.

More information on Universal Credit can be found [here](#).

STATISTICS & ECONOMIC INFORMATION


Keep up to date with the latest Fife economic information and statistics. Visit...



For further information about the contents of this publication, or to request any bespoke economic information, please contact:

Thomas Kane
Fife Council - Economy, Planning & Employability Services
Tel: 03451 55 55 55 extension 44 50 70
Email: thomas.kane@fife.gov.uk

Alison Laughlin
Fife Council – Economy, Planning & Employability Services
Tel: 03451 55 55 55 extension 44 22 78
Email: Alison.Laughlin@fife.gov.uk

Visit the [Fife Economy Partnership](#) website for more information. Follow us on Twitter [@FifeEconPship](#) 

Fife Council, having made reasonable enquiries, believes that the information contained within this publication was accurate at 16 May 2020. Fife Council is acting as a distributor of content (not publisher) supplied by third parties. Opinions expressed are those of the authors and do not represent the opinions of Fife Council. Fife Council cannot and does not warrant the veracity of the information and excludes any liability for any party's reliance on the information contained herein. Fife Council is not responsible for the content of external internet sites.