

# Food & Drink in Fife

## Sector Profile 2018

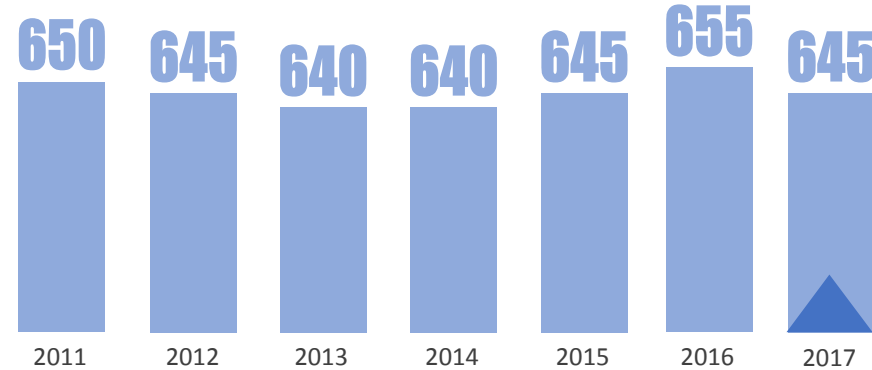
Food and drink is a growing sector in Fife. With a strong agricultural sector and a large number of award-winning food and drink producers, Fife has the ability to make a larger contribution to the Scottish economy from food and drink activity.

The term 'food and drink' includes crop and animal production, hunting and related service activities, fishing and aquaculture, manufacture of food products and manufacture of beverages.



## FOOD & DRINK ENTERPRISES IN FIFE

Total Number of Registered Enterprises in Fife's Food and Drink sector, 2017



Source: Scottish Government, Growth Sector Statistics 2017; Businesses in Scotland 2017

**3.7%**

of Scotland's total food and drink enterprises are based in Fife.

**6.4%** of Fife's total enterprises are in the food and drink sector.

**9.9%** of Scotland's total enterprises are in the food and drink sector.

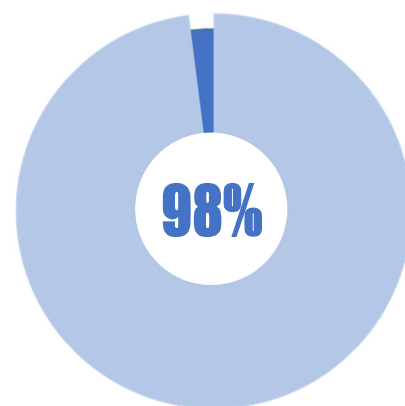


Top 5 Local Authorities & Fife, 2016

Aberdeenshire = 2985	Fife = 645
Highland = 2115	Scottish average = 550
Dumfries & Galloway = 1980	
Scottish Borders = 1170	
Perth & Kinross = 950	
Fife = 645	



Number of enterprises in the Food and Drink sector, 2017



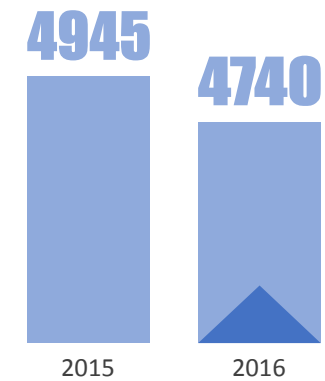
**98%** of Fife's food & drink businesses are micro to medium sized.



Source: Scottish Government, Growth Sector Statistics 2017

## FOOD & DRINK EMPLOYMENT IN FIFE

Total Employment in Fife's Food and Drink sector (including additional PAYE only units), 2016



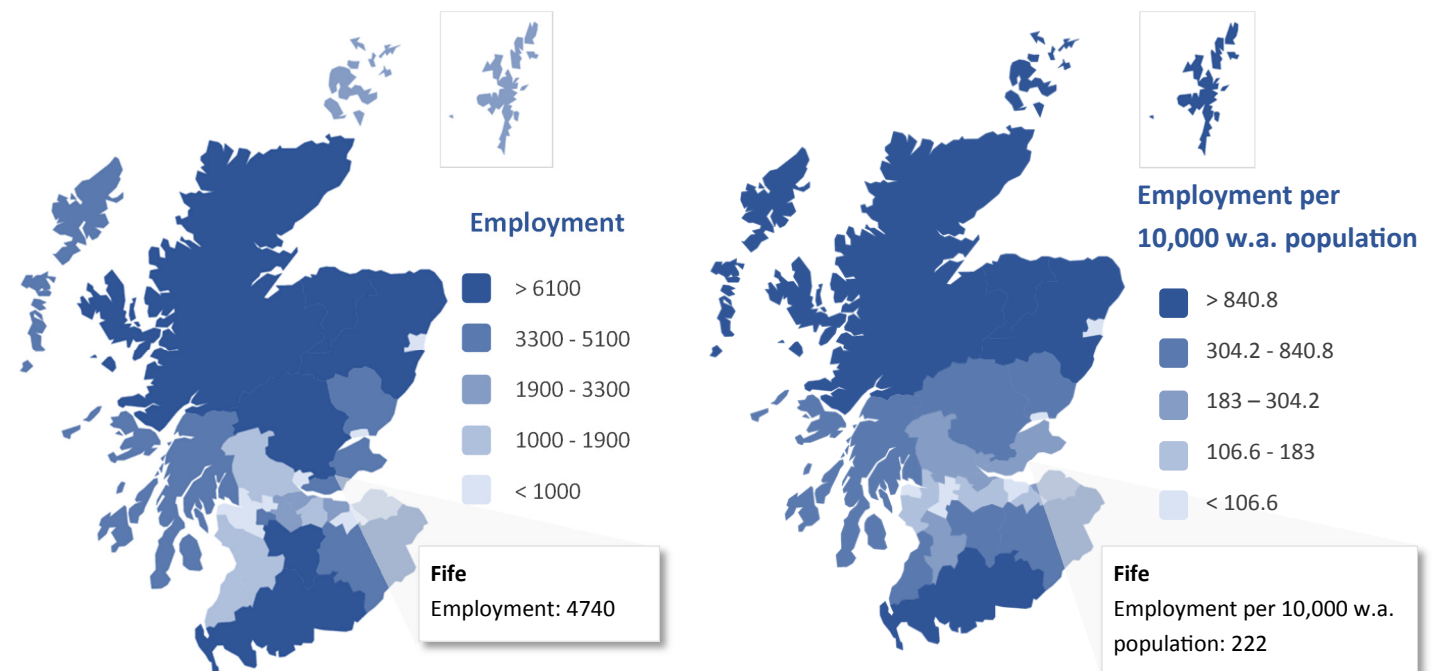
Source: Scottish Government, Growth Sector Statistics 2017; Businesses in Scotland 2017

**4.3%** Of Scotland's total food and drink employment is in Fife.

**305** Additional people need to be employed in the sector for Fife to be in the top five Local Authorities.

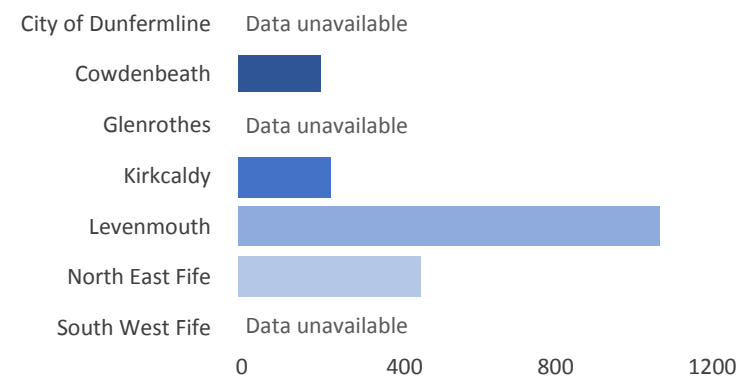
**6.4%** Of people employed in Fife work in the food and drink sector.

**9.9%** Of people employed in Scotland are employed in the food and drink sector.



Source: Scottish Government, Growth Sector Statistics 2017

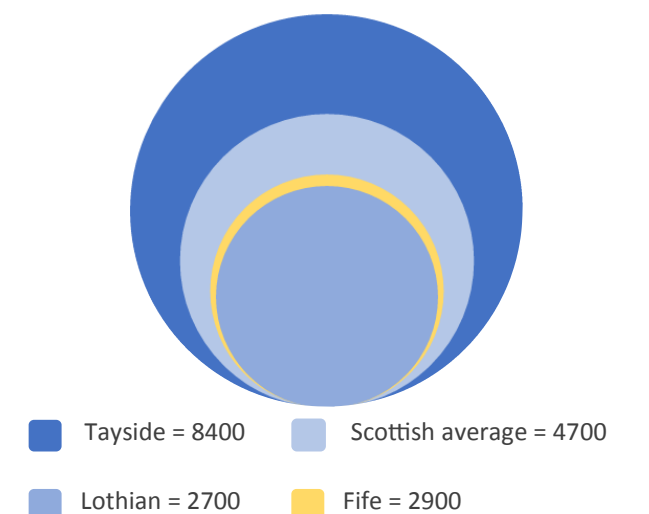
Food & Drink Employment<sup>1</sup> by Fife Area Committee, 2016



Source: NOMIS, Business Register Employment Survey (BRES), 2017

<sup>1</sup>BRES figures do not include agriculture.

Total Agricultural Workforce, 2015—comparison of Fife, Tayside, Lothians and Scottish average



Source: Employment in Agriculture Report 2016

If you have a query or would like more information on Fife's food and drink sector, please contact [Lauren.Bennett@fife.gov.uk](mailto:Lauren.Bennett@fife.gov.uk)