

The Manufacturing Industry in Fife

Sector Profile 2017

Headline Statistics

14.8% OF PEOPLE WORKING IN FIFE WERE EMPLOYED IN MANUFACTURING IN 2016.

10.7% OF SCOTTISH MANUFACTURING GVA WAS GENERATED IN FIFE IN 2015.

11.7% OF TOTAL SCOTTISH MANUFACTURING TURNOVER WAS GENERATED IN FIFE.

19% THE EXPECTED GROWTH IN OUTPUT FROM 2016 TO 2037.

Fife performance compared with the Scottish Local Authority Average

● Fife ● Scottish Local Authority Average



Source: Businesses in Scotland, 2016; Scottish Annual Business Statistics, 2015

Industry Drivers

Some of the key industry drivers for Fife's manufacturing industry are:

- Economic uncertainty, e.g. Brexit
- Increasing competition from both UK and international manufacturers
- Opportunities and challenges arising from Industry 4.0
- Decline in the oil and gas industry, globally and nationally
- Business rates and rising costs in transport, haulage and energy
- Access to finance for manufacturers
- Access to a simplified business help and support environment
- Availability and quality of skilled labour
- Ageing profile of the manufacturing workforce
- Engagement gap between manufacturers, schools, colleges and universities.

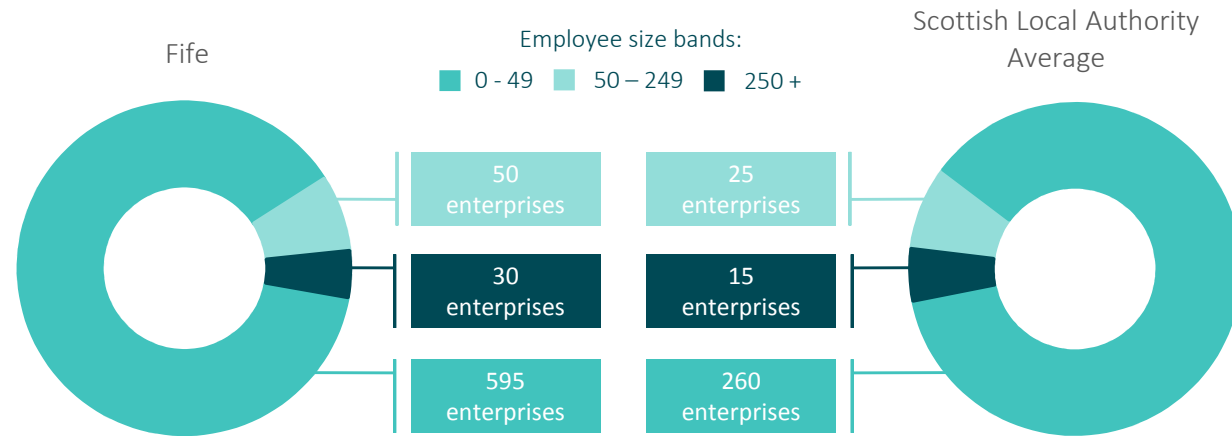
Source: Manufacturing Operational Action Plan, 2017

Number of registered enterprises, employment and turnover in the manufacturing industry – Fife, 2010-2016



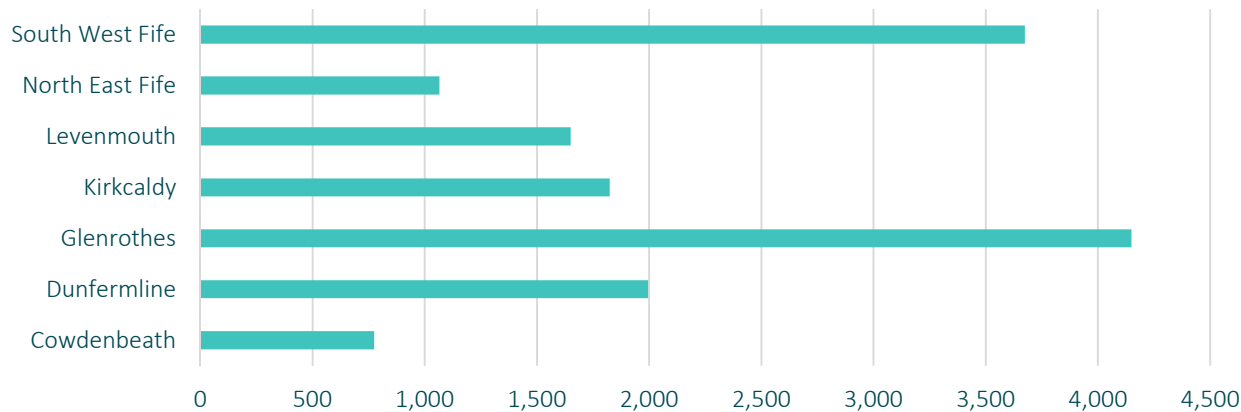
Source: Businesses in Scotland, 2016

Number of registered enterprises in the manufacturing industry by employee size band – Fife and Scottish Average, 2016



Source: Businesses in Scotland, 2016

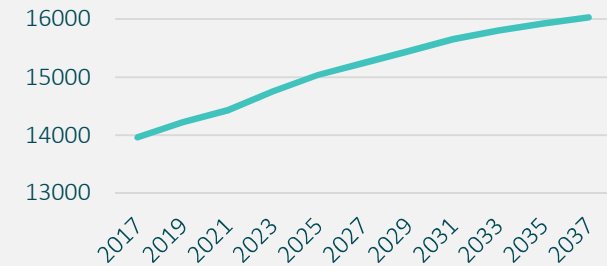
Employment in the manufacturing industry – Fife Area Committees, 2015



Source: ONS Business Register and Employment Survey

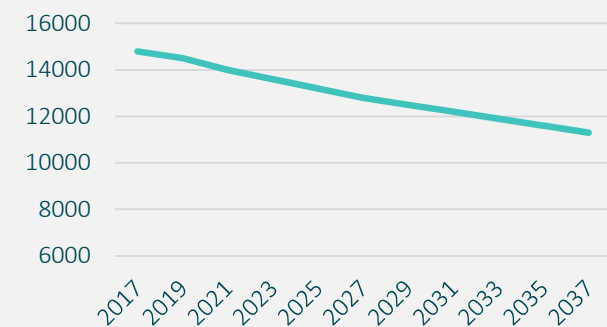
Forecasts

Forecast GVA in Fife's Manufacturing Industry (£ millions CVM 2013 prices)



Source: Experian, June 2017

Forecast Workforce Jobs in Fife's Manufacturing Industry



Source: Experian, June 2017